

Tie Bookmark

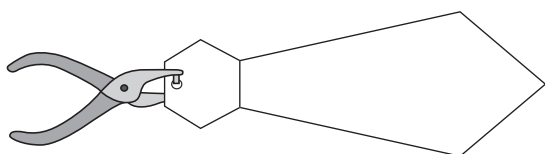
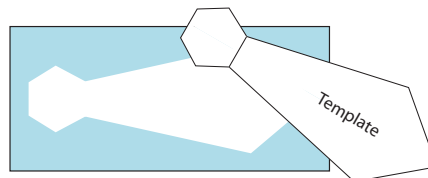
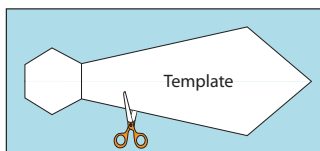
A4 Card
Pencil
Single hole punch

Felt-tip pens
Scissors

Beads
Thread

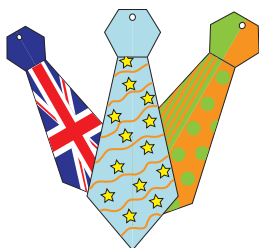
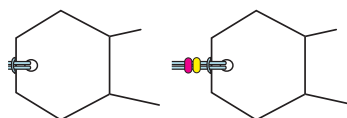
Take a piece of A4 card and draw around the template on the shorter side.

Cut out the tie shape.



Punch a hole in the knot end of the tie shape.

If required, thread through some chord and add beads.



Decorate as required.

