

Straw Stars

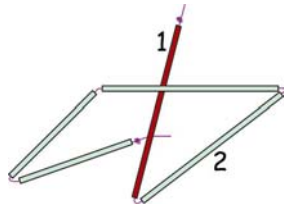
Five plastic straws

Thin string or Raffia

Scissors

Cut a piece of string the length of seven straws.

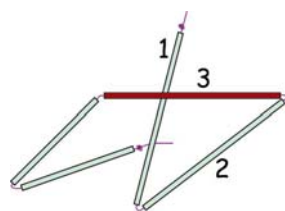
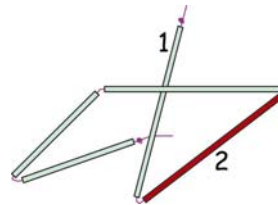
Thread through the five straws and make a knot at either end.



Construct a five pointed star.

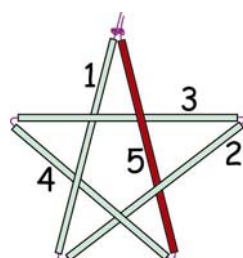
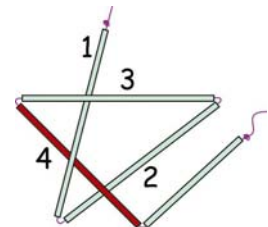
Lay straw 1 on the table.

Bring straw 2 upwards and to the right.



Lay straw 3 over the top of straw 1.

Bring straw 4 downwards and underneath straw 1.



Bend straw 5 upwards - go underneath straw 2 and over straw 3.

Knot the two ends together and adjust shape to make an even star.

