

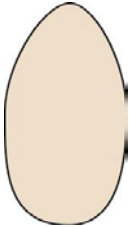
# Stone Painting

Smooth flat stones  
Acrylic paints

Felt markers  
Paint brushes

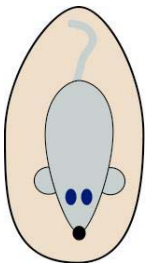
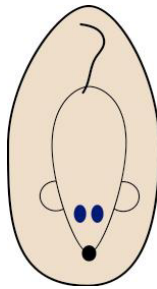
Water  
PVA Glue

Clean and dry off the stones.



First paint the background of your stone and let it dry.

Draw in the design you want.



Paint the design carefully and let it dry thoroughly.

When the painting is dry use the PVA Glue to coat the stone. When dry this acts as a varnish.

Use the water in the jar to clean the brushes.

Painted stones can  
be used as paper  
weights or  
ornaments

