

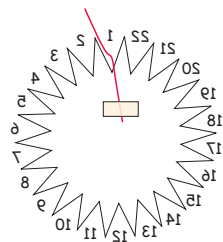

Spirelli Weaving

Card
Templates

Scissors
Yarn

Sellotape

Cut the shape you require out of the card.

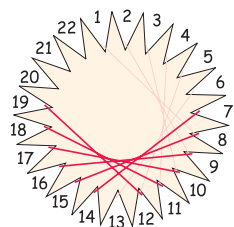
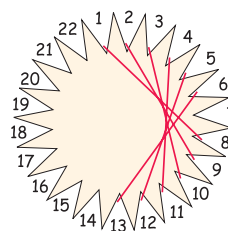


Turn the card template over to the reverse side and sellotape one end of the thread down.

Now bring the thread round to position 1.

Take the thread to position 1
Across the front to 8
Round the back to 2
Across the front to 9
Round the back to 3
Across the front to 10

Round the back to 4
Across the front to 11
Round the back to 5
Across the front to 12
Round the back to 6
Across the front to 13

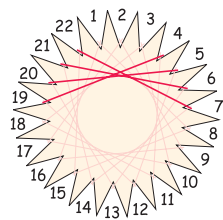
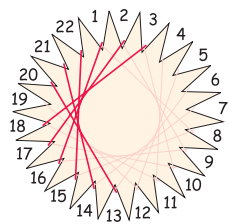


Round the back to 7
Across the front to 14
Round the back to 8
Across the front to 15
Round the back to 9
Across the front to 16

Round the back to 10
Across the front to 17
Round the back to 11
Across the front to 18
Round the back to 12
Across the front to 19

Round the back to 13
Across the front to 20
Round the back to 14
Across the front to 21
Round the back to 15
Across the front to 22

Round the back to 16
Across the front to 1
Round the back to 17
Across the front to 2
Round the back to 18
Across the front to 3




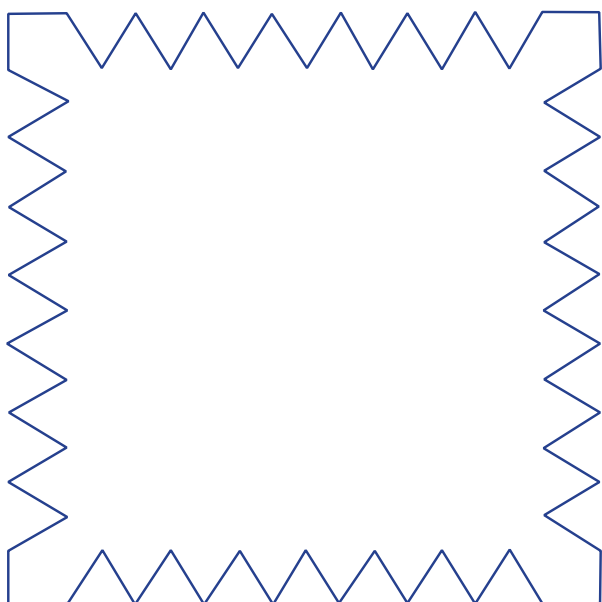

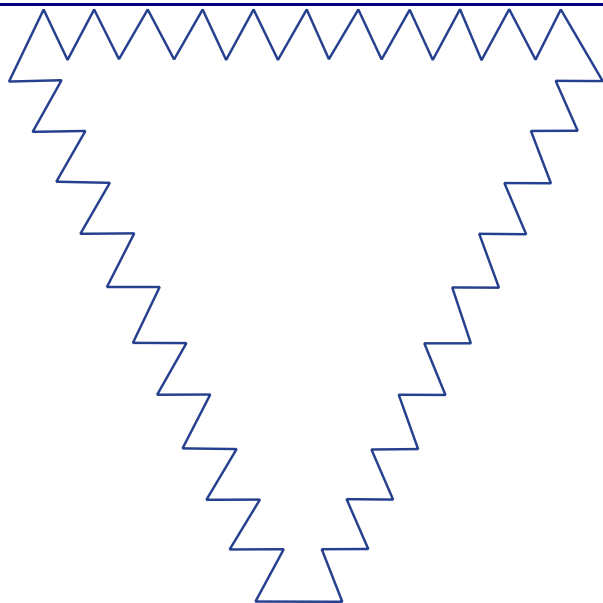


Round the back to 19
Across the front to 4
Round the back to 20
Across the front to 5

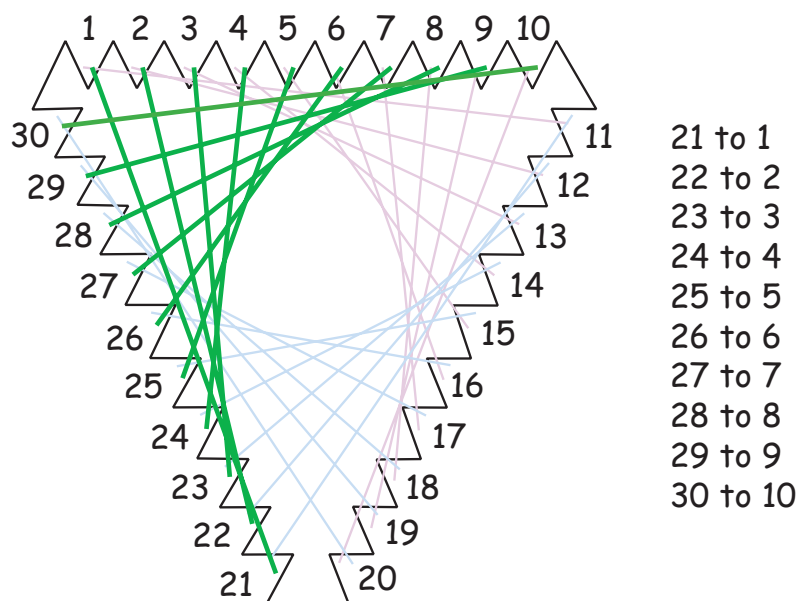
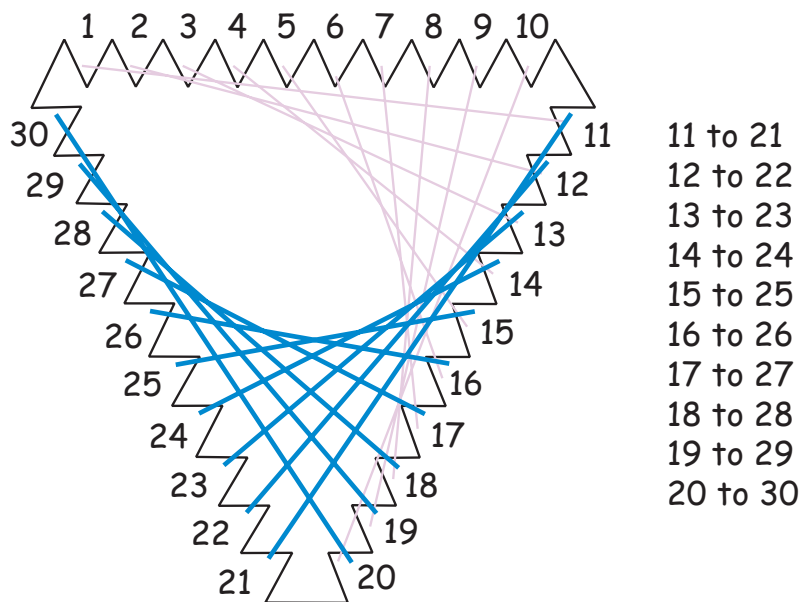
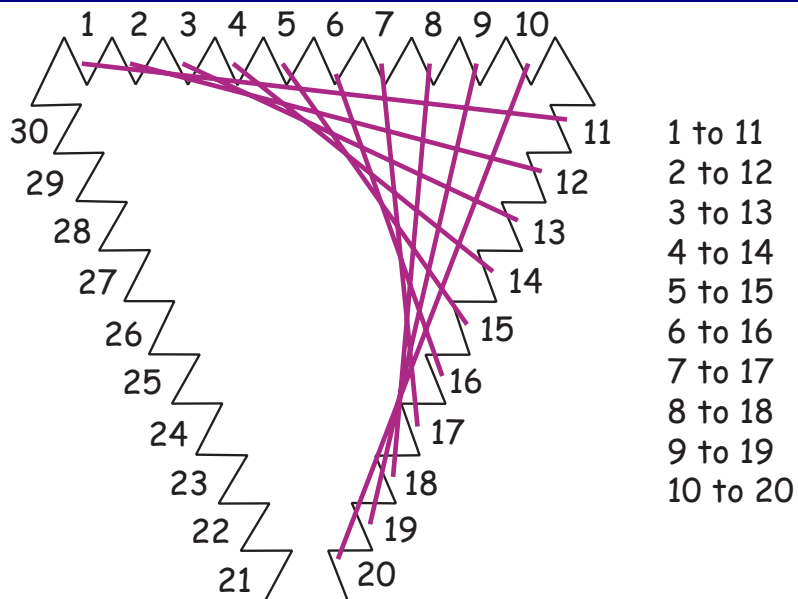
Round the back to 21
Across the front to 6
Round the back to 22
Across the front to 7

Finish off by sellotaping the end to the back of the template in the same way as you started, Cut the cord.

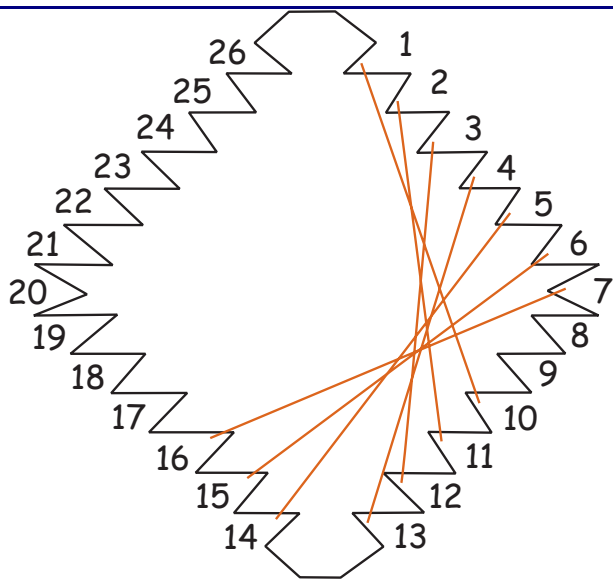
Spirelli Weaving



Spirelli Weaving

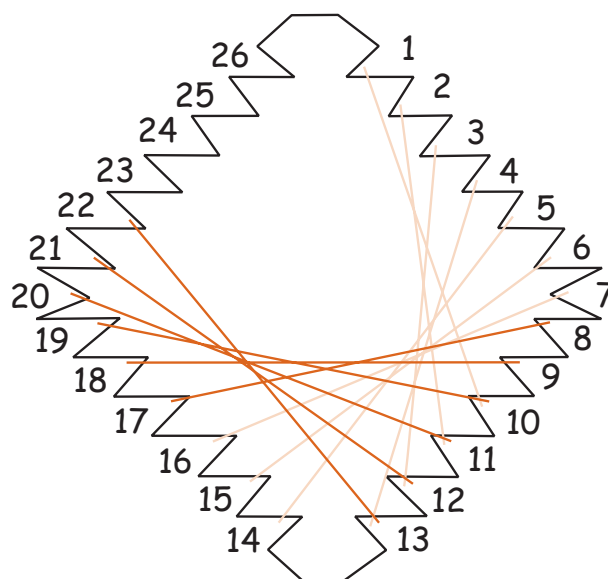


Spirelli Weaving



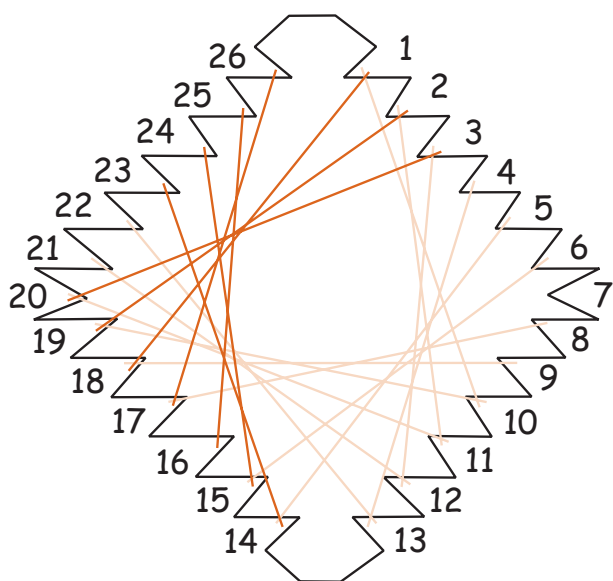
- 1 to 10
- 2 to 11
- 3 to 12
- 4 to 13
- 5 to 14
- 6 to 15
- 7 to 16

← 1



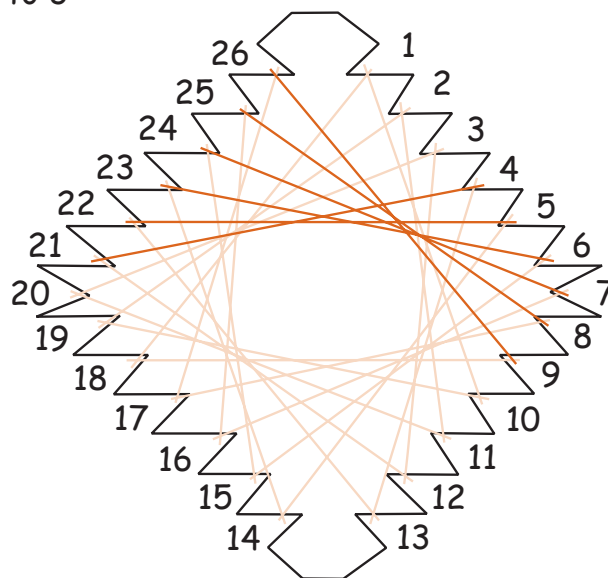
- 8 to 17
- 9 to 18
- 10 to 19
- 11 to 20
- 12 to 21
- 13 to 22

2 →



- 14 to 23
- 15 to 24
- 16 to 25
- 17 to 26
- 18 to 1
- 19 to 2
- 20 to 3

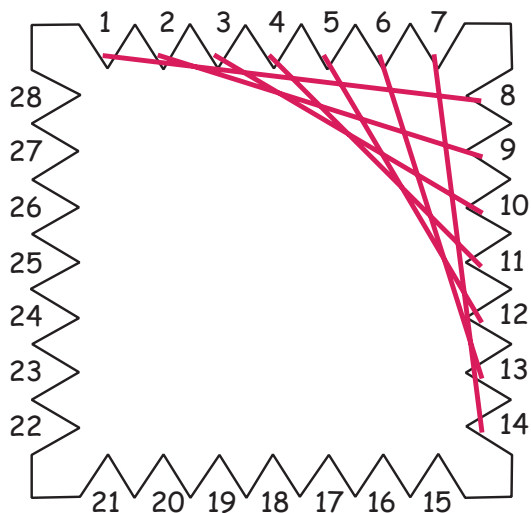
← 3 □



- 21 to 4
- 22 to 5
- 23 to 6
- 24 to 7
- 25 to 8
- 26 to 9

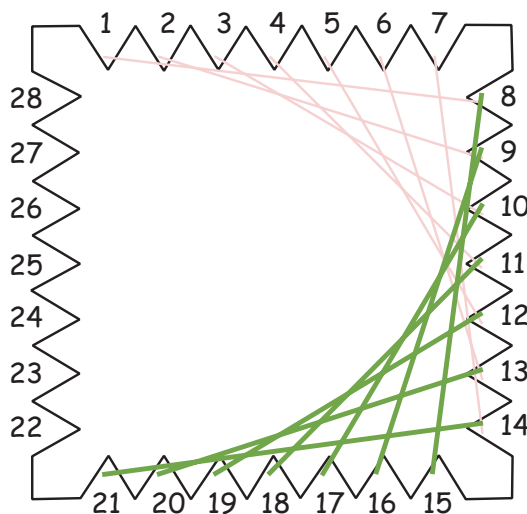
4 →

Spirelli Weaving



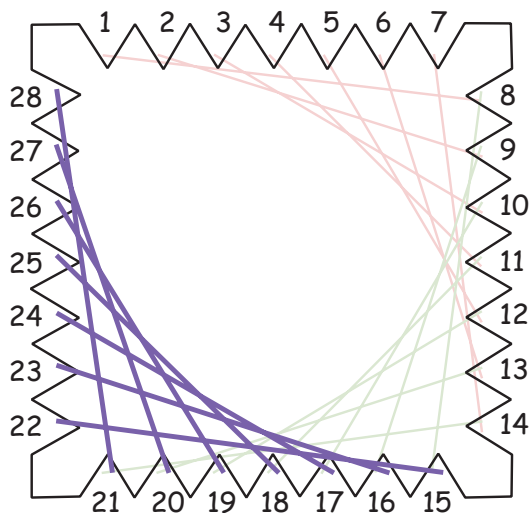
- 1 to 8
- 2 to 9
- 3 to 10
- 4 to 11
- 5 to 12
- 6 to 13
- 7 to 14

← 1



- 8 to 15
- 9 to 16
- 10 to 17
- 11 to 18
- 12 to 19
- 13 to 20
- 14 to 21

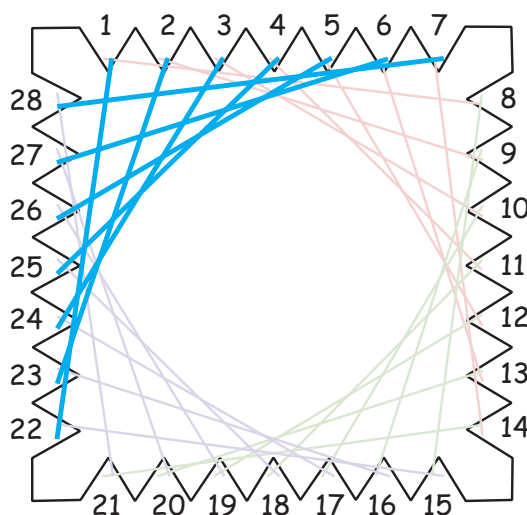
2 →



- 15 to 22
- 16 to 23
- 17 to 24
- 18 to 25
- 19 to 26
- 20 to 27
- 21 to 28

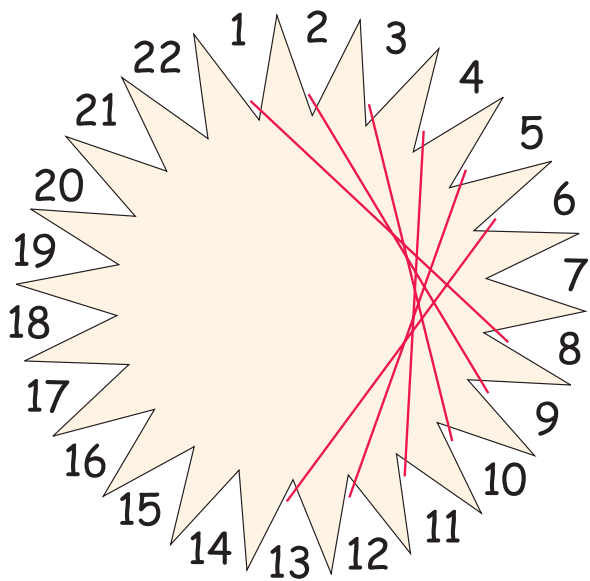
← 3

4 →



- 22 to 1
- 23 to 2
- 24 to 3
- 25 to 4
- 26 to 5
- 27 to 6
- 28 to 7

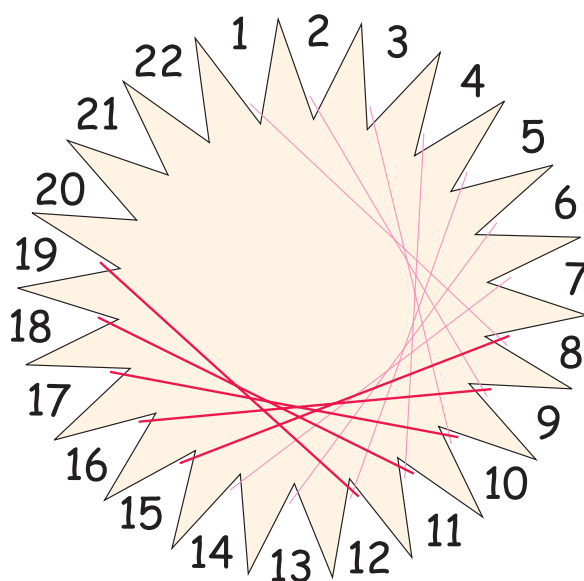
Spirelli Weaving



1 to 8
round the back to 2
2 to 9
3 to 10
4 to 11
5 to 12
6 to 13

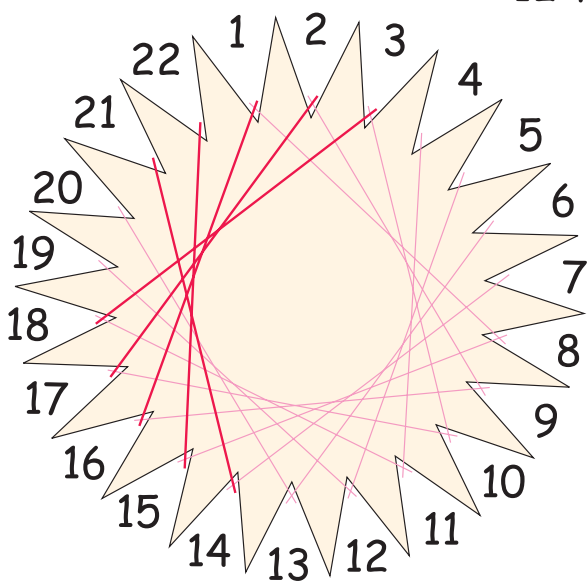
2 →

7 to 14
8 to 15
9 to 16
10 to 17
11 to 18
12 to 19



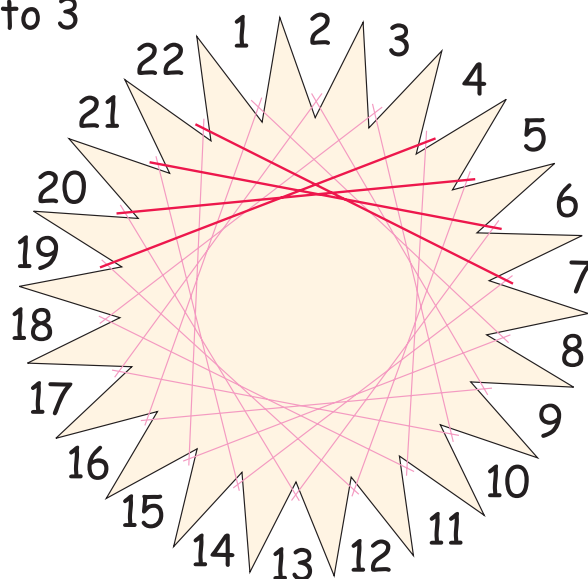
3 →

13 to 20
14 to 21
15 to 22
16 to 1
17 to 2
18 to 3

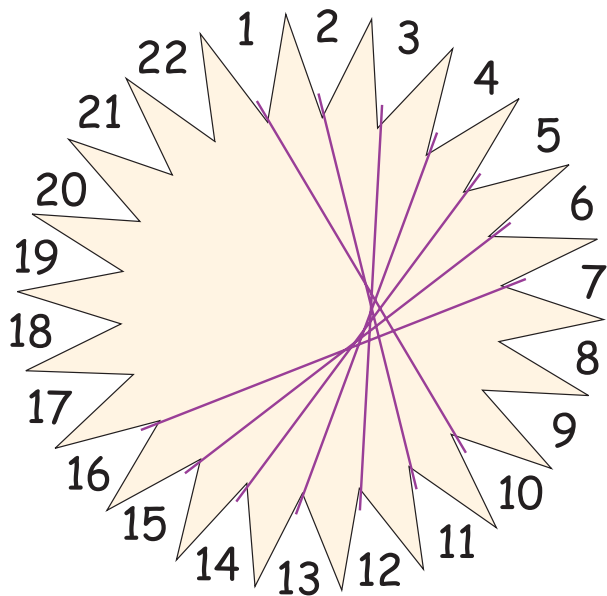


4 →

19 to 4
20 to 5
21 to 6
22 to 7



Spirelli Weaving

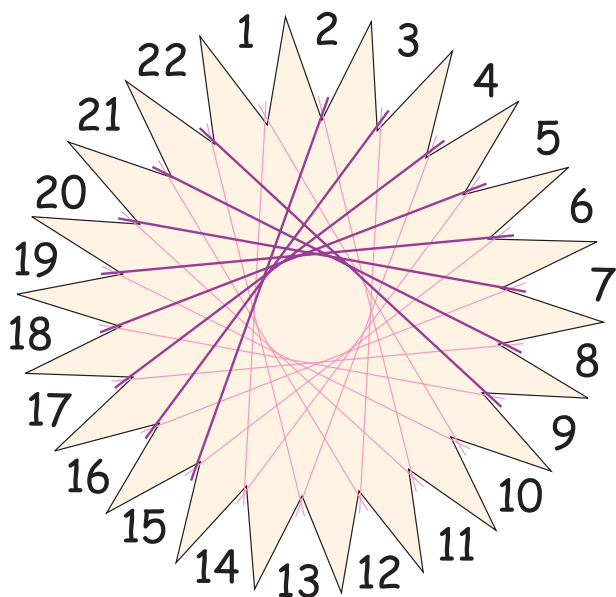
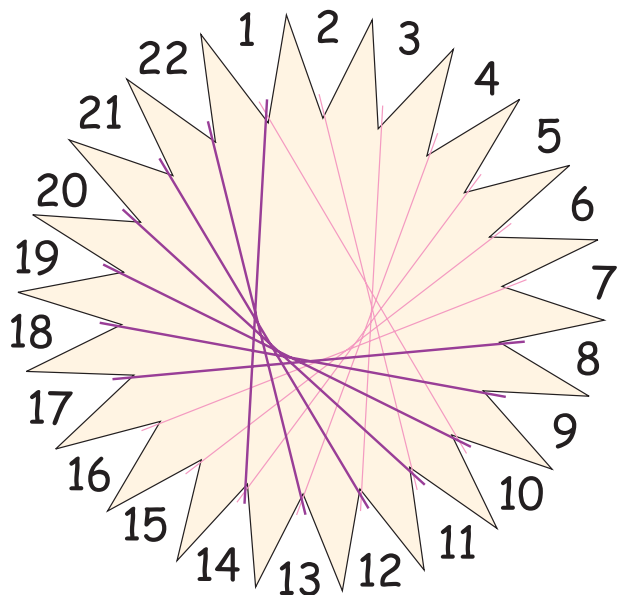


1 to 10
 round the back
 2 to 11
 3 to 12
 4 to 13
 5 to 14
 6 to 15
 7 to 16

← 1

2 →

8 to 17
 9 to 18
 10 to 19
 11 to 20
 12 to 21
 13 to 22
 14 to 1



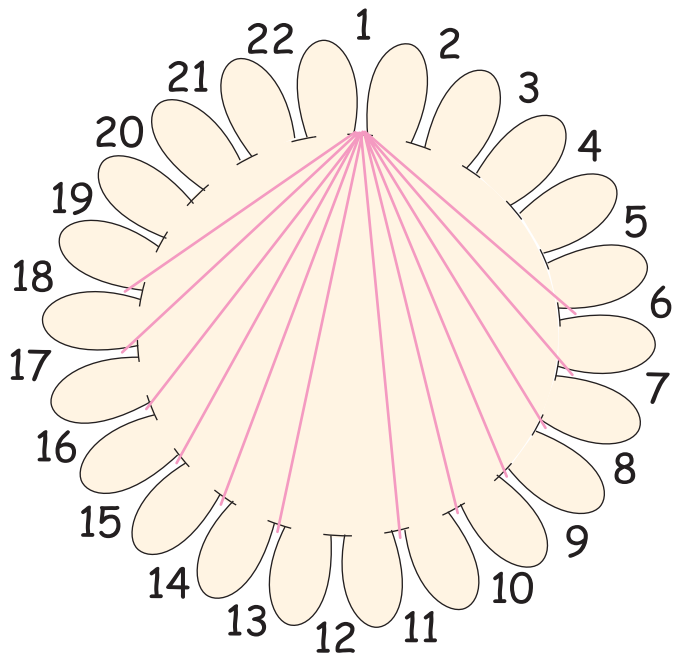
15 to 2
 16 to 3
 17 to 4
 18 to 5
 19 to 6
 20 to 7
 21 to 8
 22 to 9

← 3

Spirelli Weaving

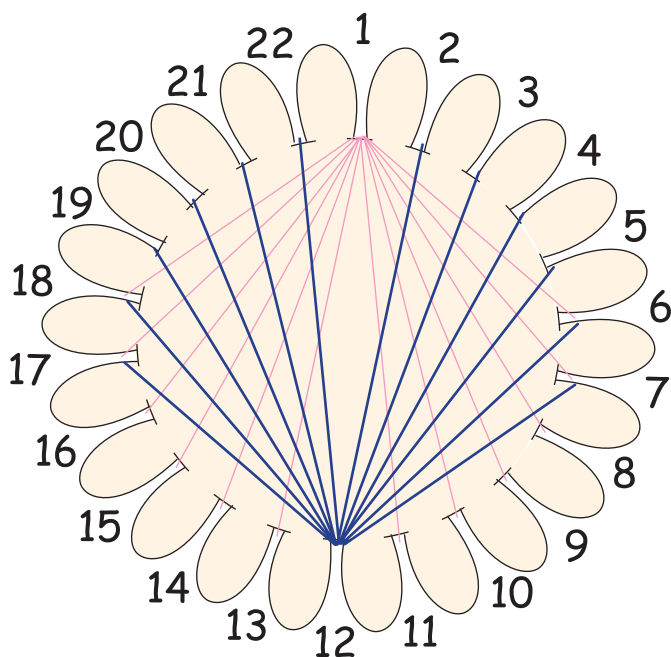
Pink

1 to 6
round the back
7 to 1
1 to 8
9 to 1
1 to 10
11 to 1
1 to 13
14 to 1
1 to 15
16 to 1
1 to 17
18 to 1

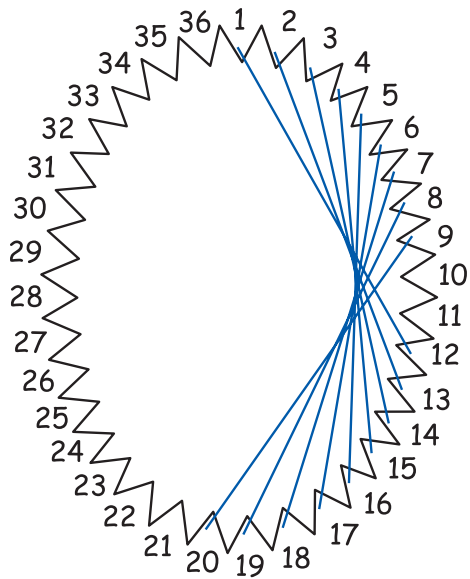


Blue

12 to 7
round the back
6 to 12
12 to 5
4 to 12
12 to 3
2 to 12
12 to 22
21 to 12
12 to 20
19 to 12
12 to 18
17 to 12

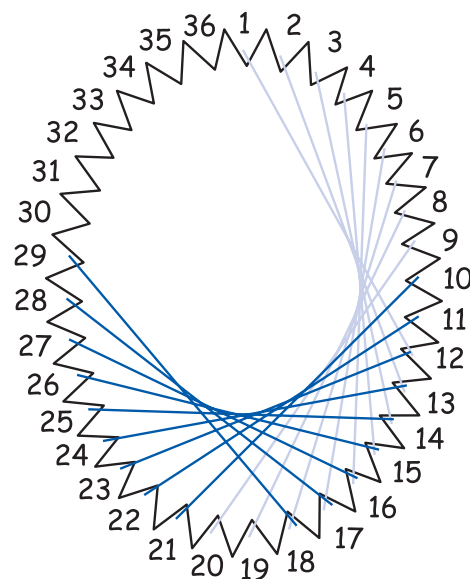


Spirelli Weaving



- 1 to 12
- 2 to 13
- 3 to 14
- 4 to 15
- 5 to 16
- 6 to 17
- 7 to 18
- 8 to 19
- 9 to 20

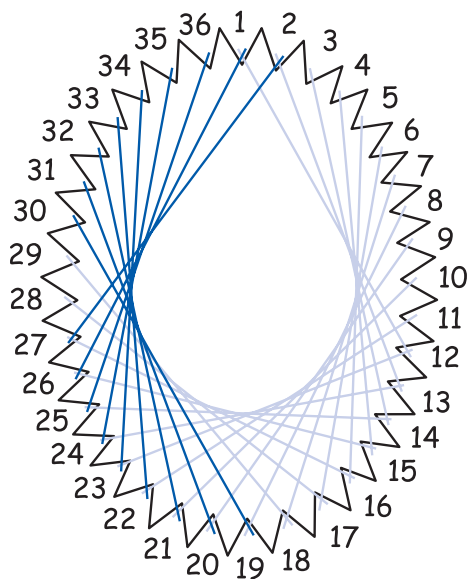
← **1**



- 10 to 21
- 11 to 22
- 12 to 23
- 13 to 24
- 14 to 25
- 15 to 26
- 16 to 27
- 17 to 28
- 18 to 29

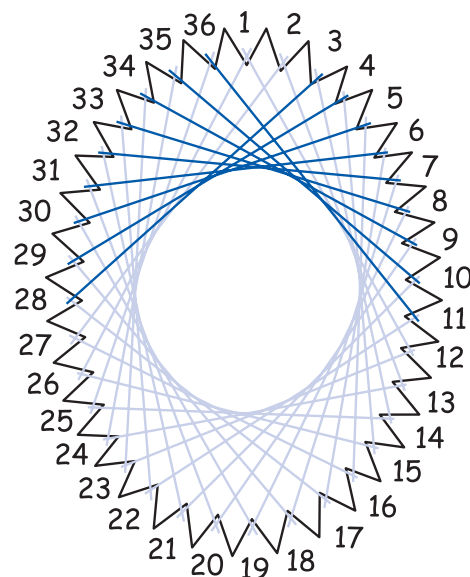
2 →

← **3**



- 19 to 30
- 20 to 31
- 21 to 32
- 22 to 33
- 23 to 34
- 24 to 35
- 25 to 36
- 26 to 1
- 27 to 2

4 →



- 28 to 3
- 29 to 4
- 30 to 5
- 31 to 6
- 32 to 7
- 33 to 8
- 34 to 9
- 35 to 10
- 36 to 11