

# Space Spinner

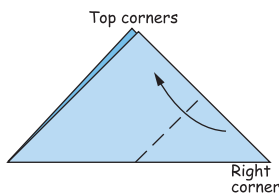
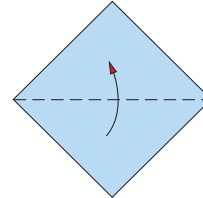
Paper (square)  
Scissors

Pencil  
Sellotape

Felt-tips (if required)

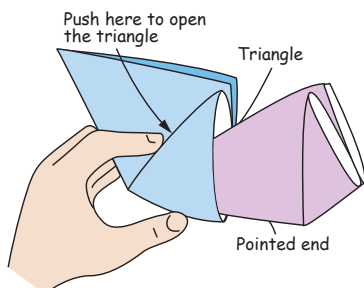
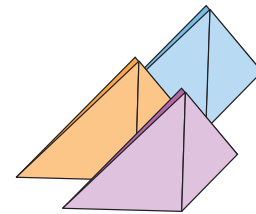
Take a single square of paper, plain side up, with one corner pointing towards you.

Fold the bottom corner to the top corner.



Fold the bottom right corner up to the top corners so that you make a small triangular flap across the paper.

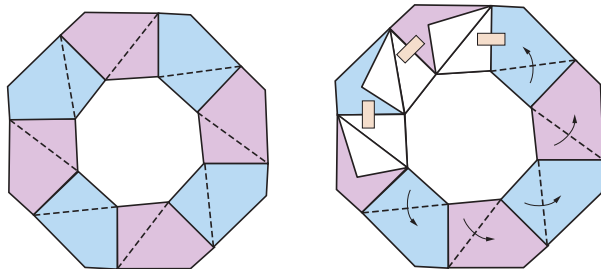
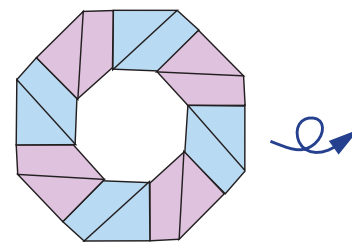
Fold all the other squares in exactly the same way, so that all the pieces look identical.



Slot the pointed end of each piece of paper inside the small triangular flap of the next one.

Keep joining the paper pieces until you have made a complete circle.

Then turn the space spinner over.



Fold back the top flaps on each section so they stick up.

Tape the pieces together.

To launch your space spinner, throw it flat, like a Frisbee, it should spin through the air.