

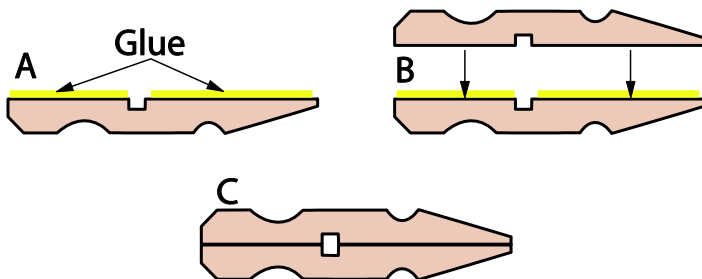
Peg Coaster

Wooden pegs
Wood glue

Paintbrush
PVA glue

Newspaper (for protection)

Take each wooden peg and remove the metal spring.



Take one half of a peg and put glue along the flat end (A).

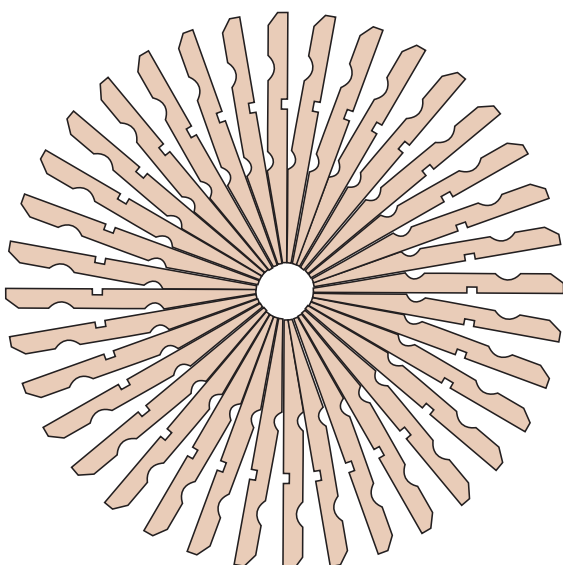
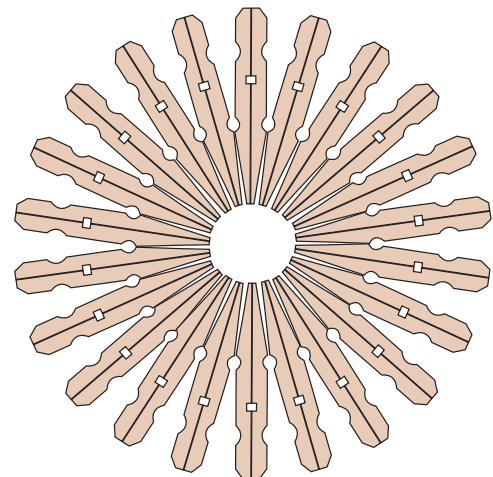
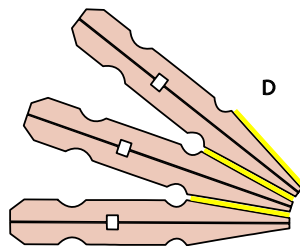
Place the other half of the peg on top the glue (B).

Press the two halves together and leave to dry.

Do the same to the rest of the pegs for the coaster.

Take each of the pegs and start to glue them together along the pointed end (D)

Continue until all the pegs form a circle.



An alternative design is to glue each half to the peg to one another in the same direction (E).

