


Paperfold Kite

A4 paper
Card (scrap)
Stapler

Kite string
Hole punch
Staples



Scissors
Water

Take an A4 piece of bright colour paper.



Fold it in half length ways and make a crease.

Take the top corner and bend it round and place the corner point about one third down on the crease.



Do the same on the other side, bringing the two points together.

Staple in place catching the staple through the two point and the edge of the fold.

Take a piece of stiff card and fold in half.
Place this over the two points and secure in place.
Punch a hole through the card.
Tie the kite string through the hole.

