

Paper Plate Bauble

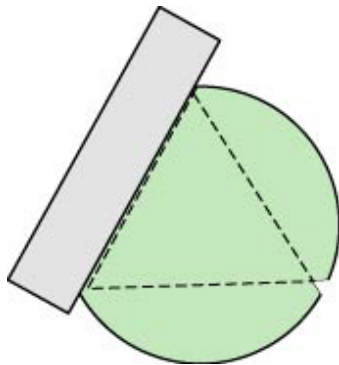
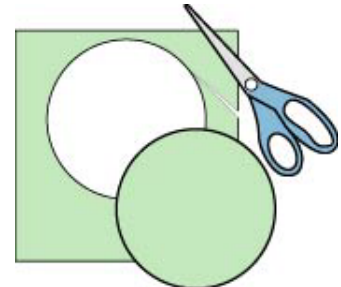
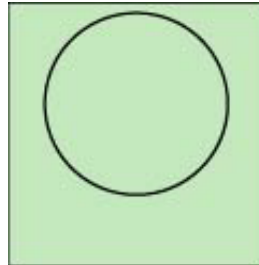
Old Christmas cards
Or
20 paper plates

Stapler
Staples

scissors

Take a pile of old Christmas cards or paper plates and trace around the template.

Cut out 20 circles.

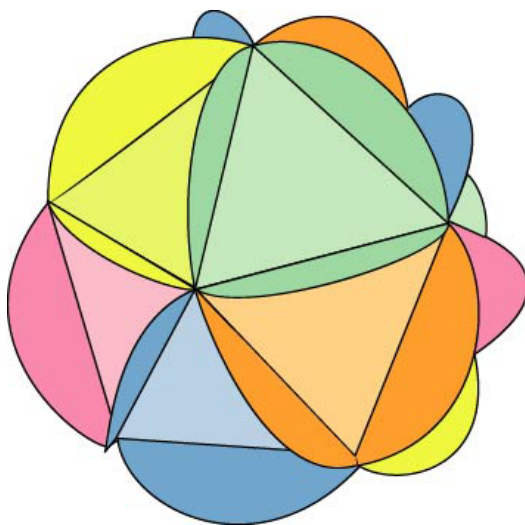
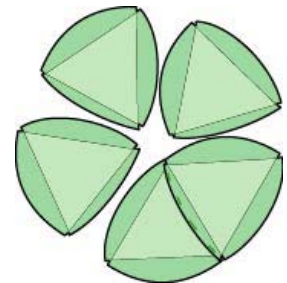
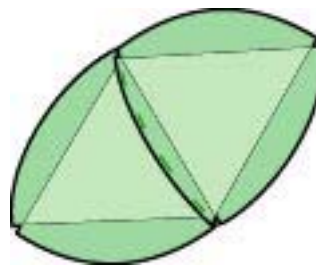


Snip out the notches on all 20 circles.

To help you fold, run a blunt ended pen down the dotted lines.

Staple the flaps together at each end.

Keep stapling them together until they become an orb shape.



Make a giant bauble using 20 paper plates.

Paper Plate Bauble

