

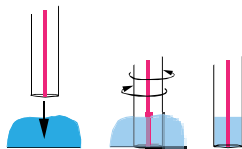

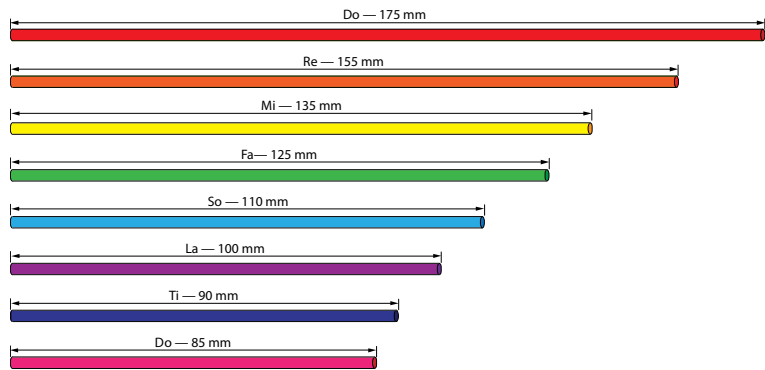
Pan Pipe Straws

8 straws Card scraps	Scissors Modelling clay	Sellotape
-------------------------	----------------------------	-----------

Pan Pipes have developed all over the world in different cultures. They are usually made from bamboo, reeds or other hard, hollow wood. These pan pipes are made with straws, with modelling clay to stop up the bottom. With this pan pipe you can play the tones do, re, mi, fa, so, la, ti, do.

Measure and cut the straws into the following lengths:

- Do = 175 mm So = 110 mm
- Re = 155 mm La = 100 mm
- Mi = 135 mm Ti = 90 mm
- Fa = 125 mm Do = 85 mm



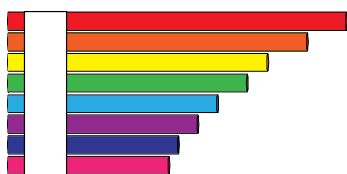
To put the modelling clay in the bottom of each straw:

flatten some modelling clay into a patty, stick a straw into it, twist the straw several times, then pull the straw out.

Do the same with all eight straws.

Put the straws in order, from longest to shortest.


Sellotape together taking the tape around both sides.



Cut two pieces of card and tape one either side of the straws.

This will strengthen the pan pipes.

To play, rest the top of the straws on your lower lip and blow across them.



Pan Pipe Straws

