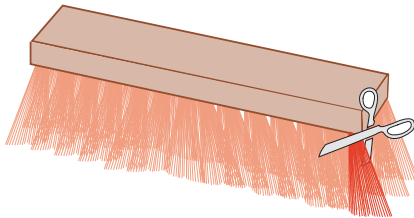
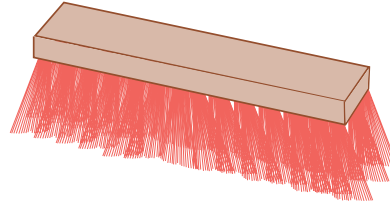


Mini Besoms

Broom Head
(makes up to 80 mini besoms), or
Very small twigs
String


Sticks, or
Twigs (approx thickness of little finger)
PVA glue
Scissors

Use a yard or garden broom but not a plastic one.



Using a pair of scissors cut through one tuft of the broom close to the wooden head.

Take a stick or twig to use as the handle.



Dip the end of the stick or twig into PVA glue.

Arrange the tuft around the glued end of the stick.

Use the string and tie very tightly around the tuft and stick.

Tie a secure knot to finish and cut the ends.



To finish the Besom put a dab of glue over the knot ends so that they do not come apart.