

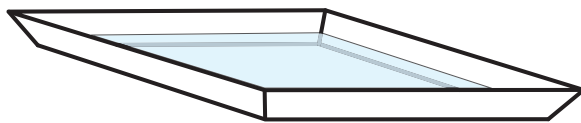
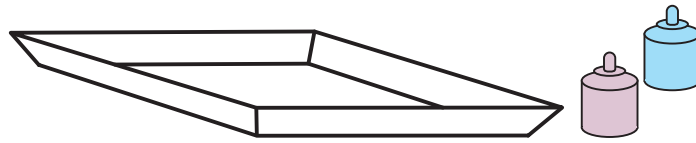
# Marbling

Foil tray  
Water  
Table covering

Marbling inks  
Wooden sticks  
Paper

Tongs  
Newspaper

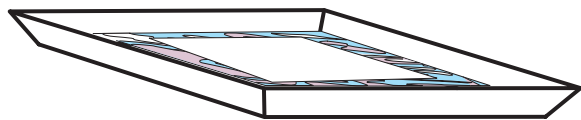

Get all your equipment ready.



Fill the foil tray with water.

If you are using marbling inks, put the teaspoon of vinegar in the foil tray and mix well.


Put in just a drop of the marbling inks or oil paints (*using two or more colours works best*). Swirl the colours with the pencil or toothpick.



Put the paper into the foil tray.

(Work quickly, especially when using oil paints. If you do not, the paint will make a sheet on top.)

Take the paper out of the tray with some tongs (protects the hands) and put it face down on the newspaper for about a minute.



Turn over and let the paper dry naturally.