



Lei

Crepe paper
Scissors

Straws
Pencil

Sellotape
String

Cut out the flower pattern onto colourful crepe paper (stronger than tissue paper).



Punch a hole in the middle of the flowers with a hole punch.



Cut up plastic straws into one inch pieces.



Cut a length of yarn long enough for the lei.

Wrap a piece of tape around on end so it makes it easier to thread through the flowers and straws.

String on one, two or three flowers and then a piece of straw.



Keep adding flowers then straws until you have fill up the whole yarn.
Tie the ends together.

Bend the ends of the flowers in opposite directions so that they stand out from each other.

