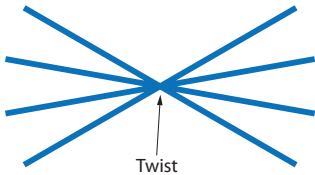


Gilwell Spider (The Next Generation)

7 pipe cleaners
Pom-pom

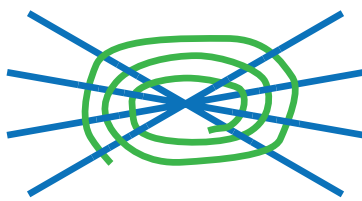
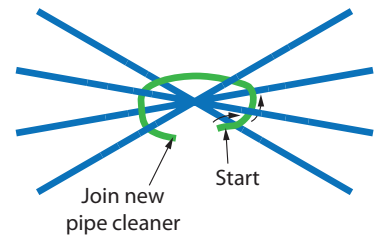
PVA Glue
Goggle eyes

Use 4 pipe cleaners for the legs and 3 pipe cleaners for the body.
The length of the pipe cleaners depends on how large the spider is.



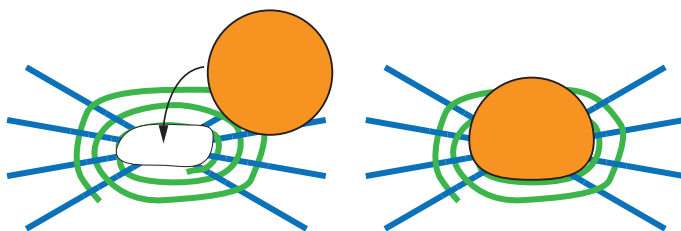
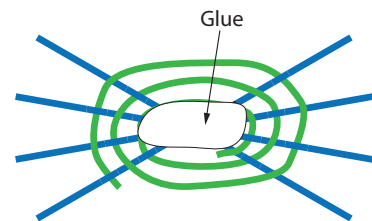
Hold the 4 pipe cleaners together with one hand.
Twist them together in the middle.

For the legs fan out the pipe cleaners to make a star shape.
Use the first pipe cleaner and start weaving over and under around the pipe cleaner legs.



Join the next pipe cleaner and continue weaving over and under.
Use the third pipe cleaner and continue weaving.

Place some PVA glue onto the middle of the weaving ready for the pom-pom.



Take a large pom-pom and press down into the glue.
Leave to dry.

Take 2 goggle eyes and glue in place.
Bend down each of the pipe cleaners half way along to make the knee.
To make the foot bend the last 10 mm upwards.

