



Gilwell Spider

7 Pipe cleaners

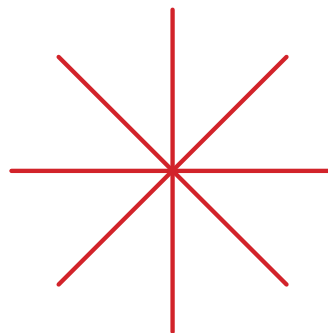
Goggle eyes

Glue


Use 4 pipe cleaners for the legs and 3 pipe cleaners for the body.
The length of the pipe cleaners depends on how large the spider is.



Hold the 4 pipe cleaners together with one hand.
Twist them together in the middle.



For the legs fan out the pipe cleaners to make a star shape.



For the body:

Use the pink pipe cleaner and start weaving in and out around the legs.

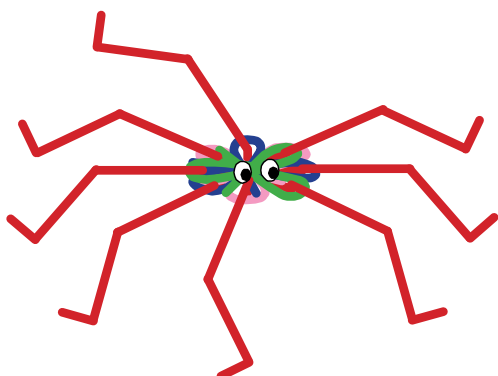
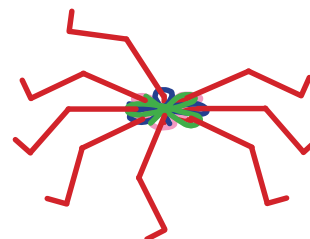
Use the blue pipe cleaner and continue weaving in and out around different legs.

Use the green pipe cleaner and continue weaving filling any gaps so that the body is the same shape all round.

To bend the legs:

Bend down each of the pipe cleaners half way along to make the knee.

To make the foot bend the last 10 mm upwards.



Now put a dab of glue on the top of the body where you want the eyes to go.

Place two goggle eyes on the glue and allow to dry.