

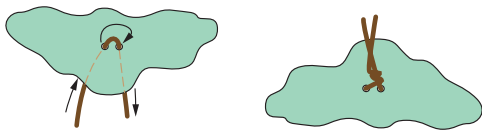
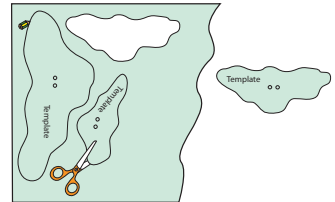
Bonsai Tree

<p>1 Foam sheet Pipe cleaners Scissors</p>	<p>Bottle top Single-hole punch Pencil</p>	<p>Plaster of Paris or Air hardening clay</p>
--	--	---

Draw around the templates for the leaves onto a sheet of foam.


Cut out.

Using a single-hole punch, punch two holes in the foam leaf shapes for the pipe cleaners to go through.

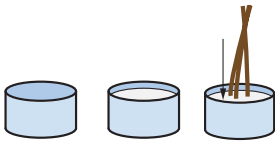


Insert a pipe cleaner from underneath the foam leaf shape upwards through one hole and then down through the other hole.

Twist the two ends of the pipe cleaner together just below the foam leaf shapes.



Do the same with the other leaf shapes.



To make the tree stand upright, take a bottle top and fill it with Plaster of Paris.

Place the ends of the pipe cleaners into the mixture and leave to set.

