

Bead People

5 large Safety Pins
6 Small Safety Pins

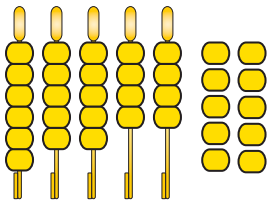
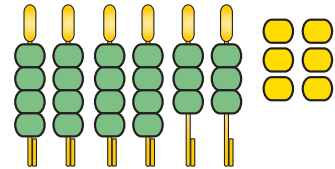
66 Pony Beads
One large Bead

75 cm cord

Cut a 75 cm piece of cord. Fold in half and make a knot at the top leaving a loop.

Take the 6 small safety pins and using the beads, thread:

- 4 safety pins with 4 beads
- 2 safety pins with 3 beads

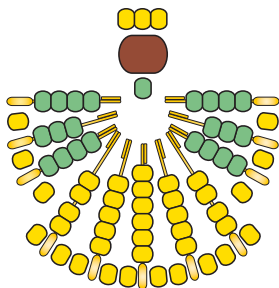



Take the 5 large safety pins and using the beads, thread:

- 1 safety pin with 6 beads
- 2 safety pins with 5 beads
- 2 safety pins with 4 beads

For the head you will need:

- 3 beads for the hair
- 1 large bead for the head
- 1 bead for the neck



Lay out your person on a flat surface in the correct order ready for threading.

In between each of the heads of the safety pins place one bead as a separator.

The tail end of the safety pins is the neck edge.

Using the cord and starting at the top (head):

Bring the cord down and through the 3 beads for the hair and out the other side

Through the large head bead from the opposite direction

Through the single neck bead from the opposite direction

Thread round the tail ends of all the safety pins

Through the 4 beads on the outside safety pin of the arms

Through the heads of the small safety pins

Down through the bottom to beads of the large outside safety pin

Round the heads of the large safety pins to the centre pin.

Do the same on the other side in reverse.

Tie a knot at the bottom.

