

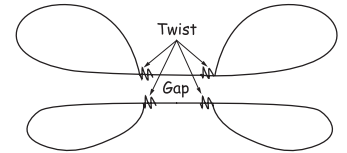
Bead Dragonflies




Wire
Fantasy film

11 small beads
1 large bead (head)

Using a piece of wire bend in half and twist just before the bottom making a loop. Do the same the other end making sure you leave a gap between the loops.

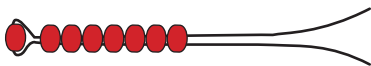


Repeat this stage in another piece of wire to make the second set of wings.



Dip each of the end loops into the Fantasy Film and leave to dry.

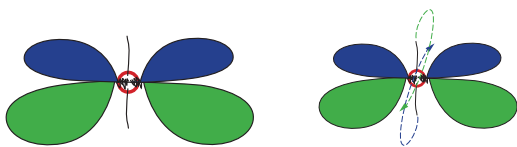
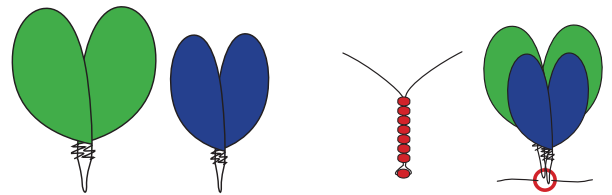
Take a third piece of wire and bend in half. Thread one bead onto the wire.



Holding the wires together thread on 7 beads..

Take the now dried wings and bend them in half.

Open the wires on the beads and insert the wire ends of the wings into the column of beads



Spread the wings out in the opposite direction to the wires with one of each pair on either side.

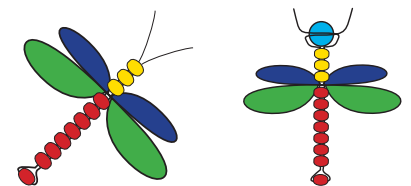
Twist the wires together to keep the wings in place.

Put 3 more beads on to the two wires.

Use the large bead and place on one wire only.

Place the other wire through the hole in the bead in the opposite direction.

Pull the two wires firmly in opposite directions



To curl the antennae wind the end of the wire around the point of a pencil.

