

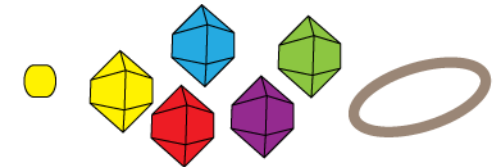
Bag Hanger

5 beads
Wire

1 small bead
Key ring

Get your equipment ready before you start:

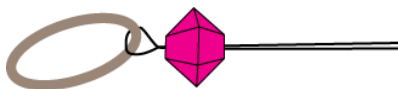
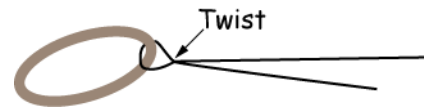
5 beads (or however many you want) 1 key ring and a length of wire (according to size).



Fold the length of wire in half.

Place the key ring in the bend.

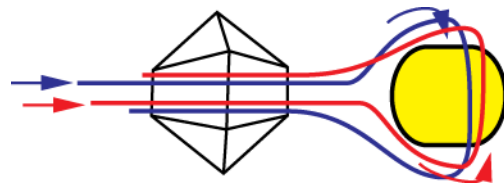
Twist the wire 2 times on the outside of the key ring making sure it is not too tight against the key ring or the bag hanger will not hang properly.



Thread the 5 beads onto the two ends of the wire.

After the last bead has been put on take the small bead (stopper bead) and thread the wire ends in opposite directions through the bead.

(This will stop all the beads from falling off the wire)



Twist the wire and thread the ends back through the larger beads so that they do not catch on anything.

