

String Balls

String
Balloon

Vaseline
PVA glue

Bowl
Pin


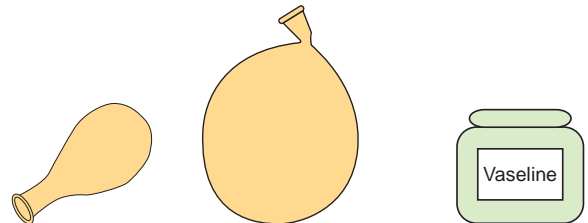


First cut your supply of lengths of string

Now blow up the balloon


Cover the surface of the balloon with Vaseline.

(This will help when you need to pop the balloon. It stops the balloon from sticking to the string.)

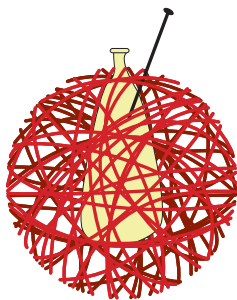


You can either wind the string around the balloon then cover it with PVA glue
or

Put the lengths of string into the PVA glue then wind them around the balloon



Hang up the string ball and leave to dry thoroughly



Use a pin to pop the balloon.

Carefully remove the balloon.

Now put a flower or whatever you want in the middle as a present for someone special

