

Springy Snake

Materials

2 x A4 white card

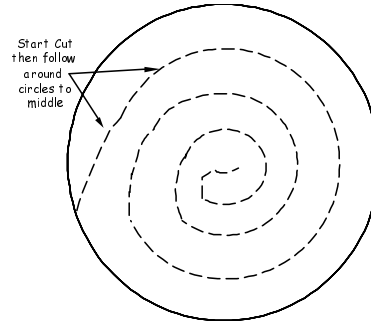
Glue

Felt tips


Scissors

Green paper


- 1 Cut out a spiral from white card.




- 2 Decorate it like a snake.



- 3 Cut out pieces of grass from the green paper.



- 4 Fold the white card into half along the long edge.
Glue on the pieces of grass.
Glue the end of the snakes tail to the right hand side of the card.
Glue the snakes head to the left hand side of the card.
As you open the card the snake looks like it is jumping out at you.



Start Cut
then follow
around
circles to
middle

