

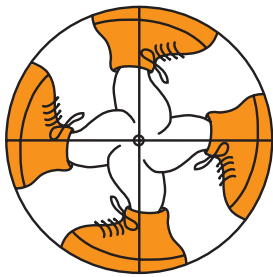
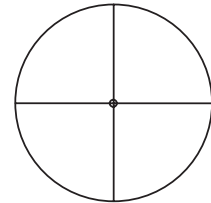
Lion Tamer

A4 card
Split pins

Pencils
Scissors


Felt-tips

Draw around the Circle for the legs of the man and cut out carefully.
Punch a hole in the middle of the circle as indicated.




Draw in the feet and legs as shown.

Draw around the template of the man and cut out carefully.
Draw in the shape of the man.
Punch a hole as indicated.



Punch hole



Place the feet behind the body making sure that the two holes match.

Place the split pin through the two holes from the front to the back.

On the reverse side open up the split pin.

Move along by holding the arm and pushing gently.

The legs will go round and round.

Lion Tamer

