

Folded Bat

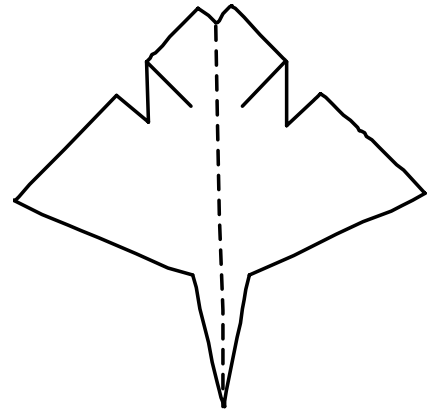
Materials

A4 card
Pencils

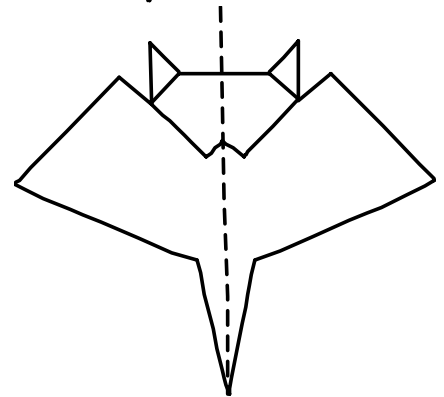
Scissors
Felt tip

- 1 Draw around the template onto card, then cut it out.

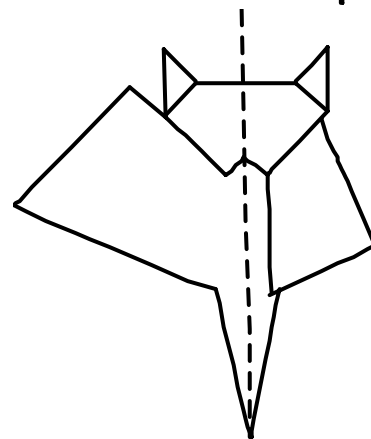
Cut carefully along the two slits either side of the head.



- 2 Bend the head towards you so that the crease is at the end of the two slits that were cut.



- 3 Take the right hand wing and bend towards you so that the wing lays flat parallel along the centre line.



- 4 Now bend the left hand wing towards you the same as in step 4.

