

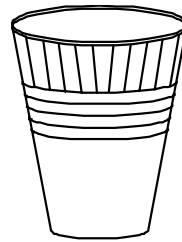
Drum

Materials

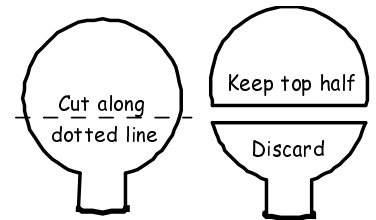
A4 Paper
Scissors
Disposable plastic cup
Plasticine

Pencils
Balloon
Kebab sticks


- 1 Use a plastic disposable cup




- 2 Take a balloon and cut off the neck end about one third from the neck.



- 3 Stretch the top two thirds of the balloon over the open end of the plastic cup.



- 4 Using strips of paper decorate the outside of the cup.



- 4 Use twigs or kebab sticks with the pointed end cut off for safety.

Put some plasticine on one end and use as drum sticks.

