

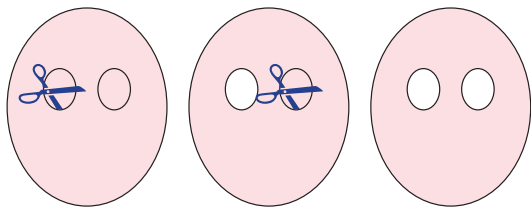

# Clown Mask

Colour card  
Scissors

Glue  
Pencil



Cut out the shape of the mask marking in the eye holes.

Cut out 1 hat, 2 hair, 2 eyebrows, 1 large mouth, 1 small mouth, 1 nose..




Cut out each eye carefully.

Glue the two eyebrows just above the eyes.  
Glue the two hair pieces either side of the eyes.  
Glue the large mouth in place.



Glue the small mouth in place.  
Draw in the black line for the lips.  
Glue the nose in place.

Position the hat onto the mask.  
Turn the mask over to position the cord.  
Tie a knot either end of the cord and staple in place.



# Clown Mask

---

