

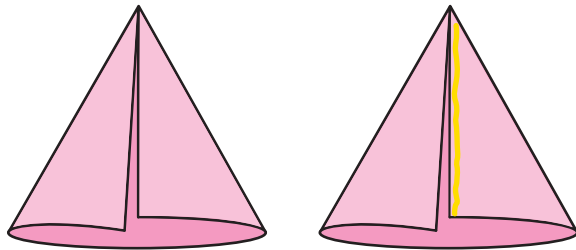
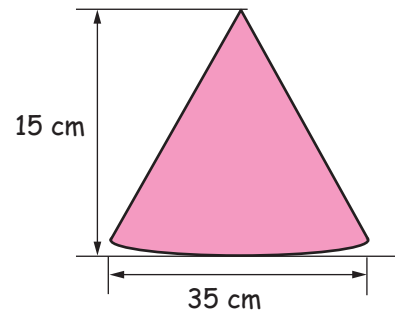
Clown Hat

Card or paper
Scissors

Glue or sellotape
Stapler

Staples
String or elastic

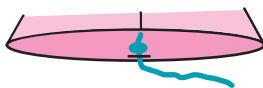
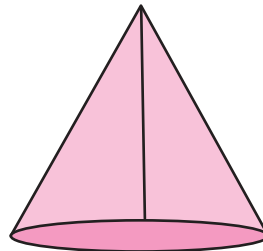
Take a piece of card or paper approximately 15 cm x 35 cm
Adjust to the size of the head.



Bend the card around in a circle to the size of the head.

Put some glue along one straight edge of the card.

Bend the other edge around, overlapping the card.
Press down to seal the edge. Allow to dry.



To make the under chin strap, take a piece of cord or elastic and tie a knot in one end.

Staple just underneath the knot so that the cord/elastic cannot come loose.

Do the same again on the other side of the hat.

Decorate the hat to taste.

