

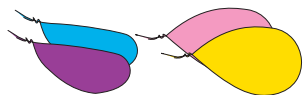
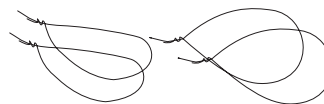
Fantasy Film Bugs

5 pieces of florists wire
Fantasy film

11 beads
1 large bead

Scissors

Take 4 pieces of florists wire for the wings.
Make a loop in each one and seal the loop with a twist.



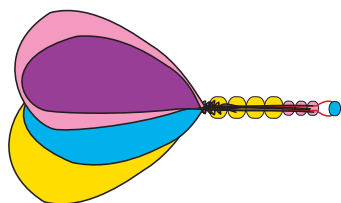
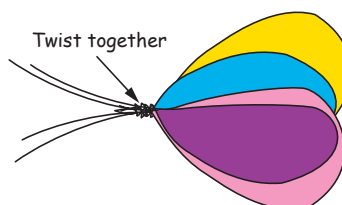
Dip into the fantasy film and leave to dry.

Take another piece of wire and thread 1 bead to the middle.



Bring the two ends of the wire together and thread 4 beads with both the wires going through the middle.

Pick up the dry fantasy film wings.
Twist all 4 wings together just below the loops.



Thread the 4 wires from the wings down through the beads.
Cut off any wires that are showing beneath the beads.

Thread a further 3 beads onto the wire.

For the head:

Use a larger bead, thread the wires through the bead going in opposite directions.

Bring to the top of the bead and twist.

Twist the ends of the wire into antennae.

