

Batty Bat

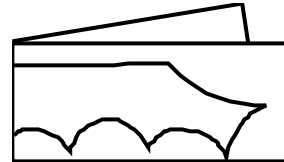
Materials

A4 card
Scissors
Curtain ring

Pencils
Pipe Cleaners
Sellotape

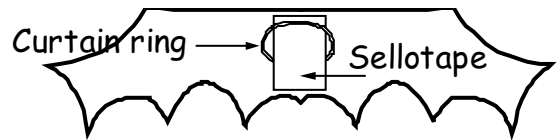
- 1 Fold a sheet of A4 card in half along the long side.

Place the straight edge of the wing along the fold and draw around it, the cut out.



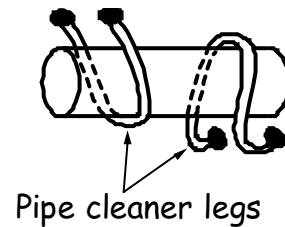
- 2 Open up the wings and lay out flat.

Sellotape a curtain ring along the fold so that the ring lays along the width of the wings.



- 3 With the rest of the card, cut a straight edge and roll into a tube and sellotape in place

Bend the pipe cleaners around the tube. One with the ends upwards for the antenna and the other with the ends downwards for the feet.



Template

