

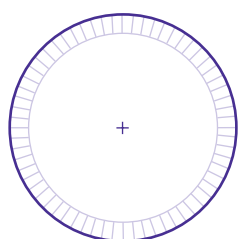
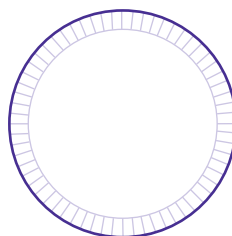
# Balancing Plates

Paper plate  
Bottle top

PVA Glue  
Paintbrush

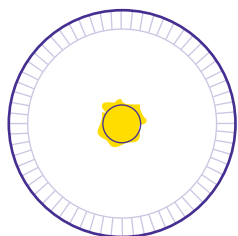
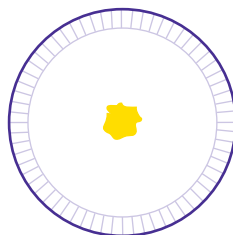
Crayons  
Stick

Use 1 paper plate for the spinning plates.  
Decorate the plate at this stage if you want to.



Mark the centre of the plate with a cross

Put a dab of glue in the centre of the plate.



Place the bottle top onto the glue and leave to dry.

When dry the plate is ready for spinning.

