

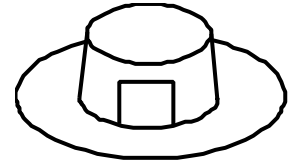
Acoli Hut

Materials

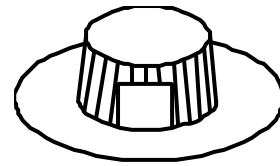
White card
Straw or raffia

Corrugated Card
PVA Glue

- 1 Cut a rectangle and bend round to make a tube, 2 inches high.
Cut a circle 7 cm (3 inches) diameter.
Glue the tube to the circle of card making a base.

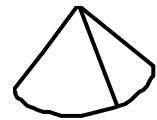
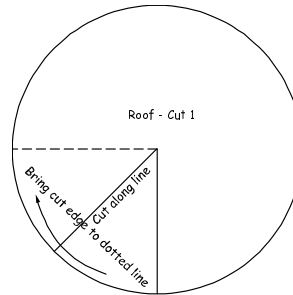


- 2 Cut a strip of corrugated card and glue around the tube to give a ribbed effect for the walls.



- 3 Cut a circle 12 cm (5 inches) diameter and cut a slit to the middle.

Fold into a cone shape for the roof and to fit the hut.



- 4 Glue lengths of straw or raffia on to the roof.
Then fit the roof to the hut.

