


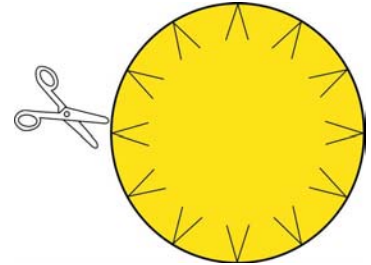
Sun Badge

Heavy card
Felt-tip pens

Safety pins
Sellotape


Scissors
Pencils

Draw around the template on to heavy card and cut out the design.
Snip carefully along each of the 12 points (V) around the circle.





Fold the shape between the points towards the centre overlapping evenly.

When you come to the last shape tuck one side in to continue the shape around the circle, this will hold all the tucked ends in place.



Now draw a face onto the badge.



Turn the badge over and sellotape a safety pin in place at the back.

Sun Badge

