

Paper Plate Swan

White card
Paper plate

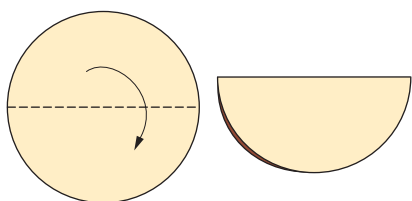
Glue
Stapler and staples

Scissors
Felt tip pens

Cut out a head from card.

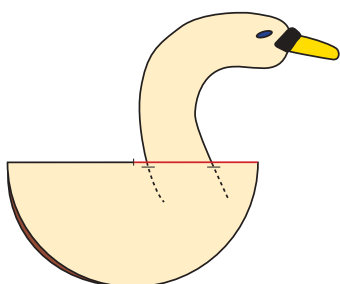
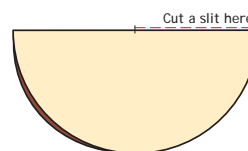
6 feathers and 2 hands from paper.

Place your hand onto paper and draw around it then cut it out do the same for the other hand.



Fold a paper plate in half and crease well along the fold.



Cut a slit along the fold to the centre of the plate.



Place the head in the middle of the slit.
Staple the neck inside the slit.

Place a cut out hand on either side of the swan to become wings.

Glue in place.



Add the cut out feathers on either side.

Paper Plate Swan

