

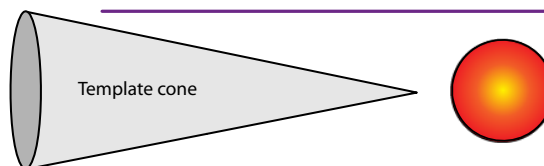
Marble Sun Catcher

Cone

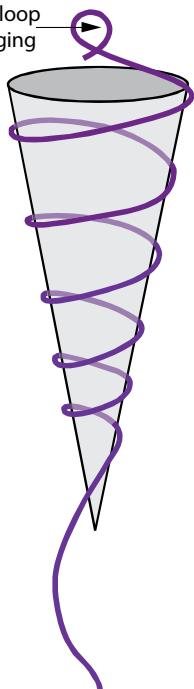
Strong wire

Marble


Cut a length of wire.
Wind this around the cone shape starting at the narrow end and finishing at the wide end.



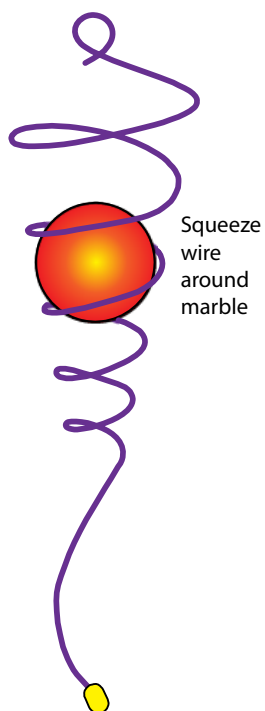
Make a loop for hanging



Bend the wire at the wide end into a loop that can be used for hanging.



Remove the cone and leave the bent wire.
Glue a bead at the narrow end.



Drop the marble into the spiral at the wide end.
Squeeze the wire around the marble to make sure that it does not fall out of the cone.