



Lion Mask

Colour card
Scissors

Stapler
Staples


Crayons

Cut out the shape of the mask marking in the eye holes.
Cut out each eye hole carefully.



Draw in the twirls of the mane all around the edge of the mask.

To use as a mask take the elastic or wool and tie a knot in one end.
Staple in place just below the knot to secure.
Now tie a knot in the other end around and staple in place.



Lion Mask

