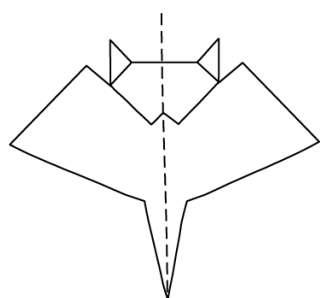
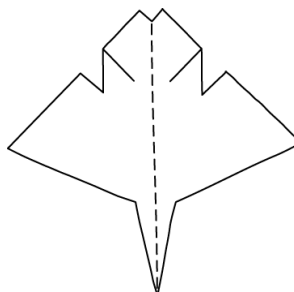


Folded Bat

Black Card
Card or paper in two colours

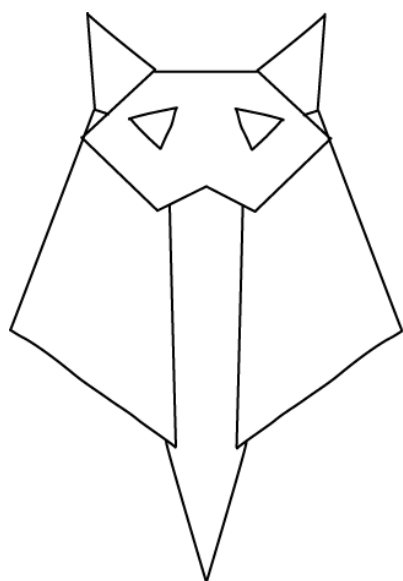
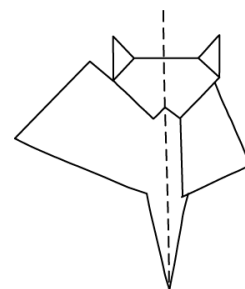
Pencil
Scissors

Draw round the template onto card, cut it out.
Cut carefully along the two slits either side of the head



Bend the head towards you so that the crease is at the end of the two slits that were cut.

Take the right hand wing and bend towards you so that the wing lays flat parallel along the centre line.



Now bend the left hand wing towards you the same as in the previous step.

Folded Bat

