

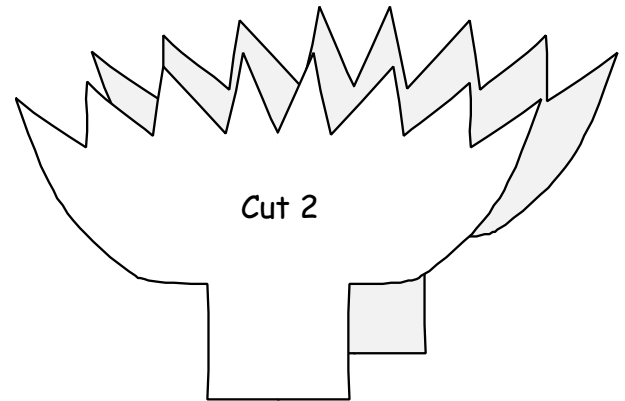
# Feather Fan

## Materials


A4 Card  
Scissors  
Felt-tip Pens

Pencils  
Double sided tape/Pritt Stick


- 1 Draw around the fan handle 2 times and cut them out carefully.



- 2 Draw around the feather 8 times and cut them out carefully.



- 3 Glue the 8 feathers to one of the fan handles, overlapping them.



- 4 Glue the second handle to the back of the fan so that the ends of the feathers are hidden.

