


Card Fan

A4 Card (in colour required)
Stick/straw

Felt-tip pens
Scissors

Glue
Sellotape

Cut out 2 centre pieces of the fan from card.
Draw in a face or decorate to your liking on one only.




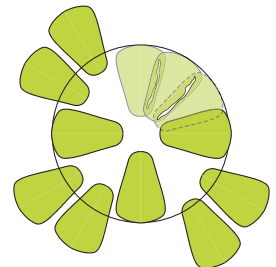
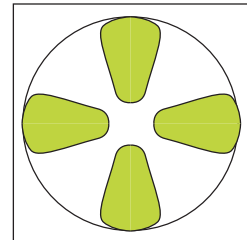
Cut out 12 petals using the template in whatever colour you like the best.

Use the white circle as a guide for placing the petals onto the fan.

Place the first petal at position 1, put some glue along the right edge.

Place the next petal on top covering the glue.

Continue around the circle until all 12 petals have been used.


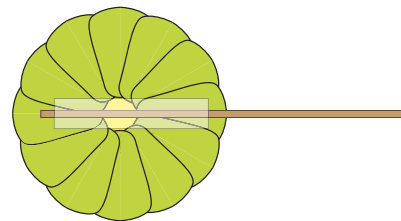


When all 12 have been glued together, remove the card template.

Glue over the centre of the petals and turn over.

Glue the other centre on the back for strength.

Place your handle across the back of the fan and tape in place.



Card Fan

