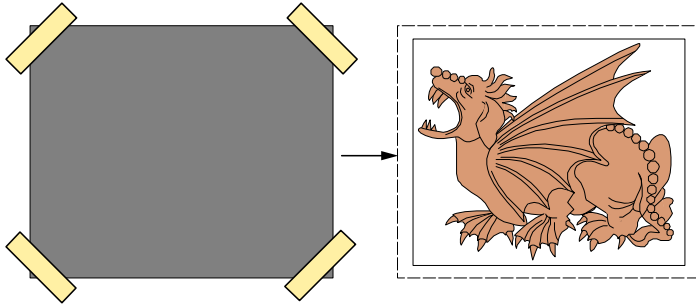


# Brass Rubbing

Mini brass rubbing kit  
Wax

Paper  
Masking tape




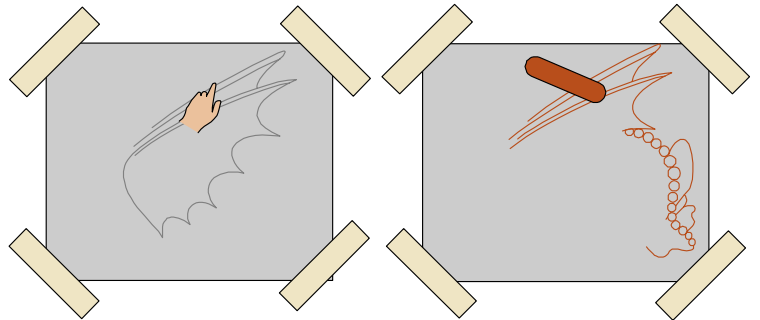
Cut a piece of paper slightly bigger than the brass to be rubbed.

Place the paper over the brass and secure it down with the masking tape outside the edge of the brass.

Make sure the paper is stretched tightly.

Trace the outline the brass through the paper with your finger so the edges of the brass plates stand out.

Then use the wax to go over these edges carefully, giving an outline.



Keeping the wax flat, pressing gently, go over all the brass.

Finish the rubbing by checking carefully that you have rubbed all parts of the composition and have rubbed right to the edges of the brass.

Remove the paper from the brass. Ease the tape from the outside, taking care not to tear the paper.

